



3000T 八柱式六缸 单动门面 压花机

Eight-column
3000T Hydraulic
Press Machine



无锡安博尔机械有限公司
Wuxi Anber Machine Co., Ltd.

地址: 江苏昆山锦溪镇锦东路525号

Add: No. 525, Jindong road, Jinxi town, Kunshan, Jiangsu, China

Tel: (+86)-510-88239310/88239309

Fax: (+86)-510-88236613

Email: sales@anber-inc.com



无锡安博尔机械有限公司
Wuxi Anber Machine Co., Ltd.

防盗门门板压花机描述

门面压机由主机和控制两大部分组成。主机部分由机身、主缸、顶出缸及充液阀等组成，控制部分由动力机构、限程装置、液压远程控制装置及电气操纵箱等组成。机身采用三横梁，八柱结构形式。三横梁采用优质钢板焊接，焊接后作时效处理，以消除焊接应力。缸体为35锻件，油缸柱塞为冷硬铸铁，表面硬度HRC45以上。八立柱材质为45，调质至HBS255-275,表面镀铬后硬度达HRC55以上。导套为QT450-10球铁。


整套系统采用插装阀，结构简单，动作可靠无泄露，满足高压大流量，系统散热性好，最大限度减小无功损耗。

Description of hydraulic press machine for security door

Structure of the machine is three-beams and eight-column. The three beams are welded by good steel plate with aging treatment to eliminate the welding stress. Material of the main cylinder is 35 forging material, cylinder plunger is chilled cast iron, hardness is above HRC45. Material of eight column is 45# steel, HBS255-275, more than HRC55.



The whole system uses cartridge valve with the features of simple structure and no leakage of action. The system has good radiation capability to meet high pressure and big flow conditions, and can reduce the reactive power loss at high limit.



主要技术参数



- 1.) 公称力：30000KN
- 2.) 回程力：435KN
- 3.) 滑块行程：500mm
- 4.) 液压系统最大工作压力：25MPa
- 5.) 滑块下平面距工作面最大距离：600mm
- 6.) 滑块行程速度
 - a. 快速下行：100-120mm/s
 - b. 慢速下行：7-12mm/s
 - c. 回程速度：100-120mm/s
- 7.) 工作台面积：2500 X 1500mm
- 8.) 总功率：30KW+30KW=60KW
- 9.) 柱塞缸直径：ZSG500 X500 X 6
- 10.) 立柱直径：265mm X 4只 195mm X 4只

Main technical parameters

- 1.) Normal force: 30000KN
- 2.) Return force: 435KN
- 3.) Stroke of slide: 500mm
- 4.) Max. pressure of main cylinder: 25Mpa
- 5.) Max. opening degree: 600mm
- 6.) Stroke speed of slide
 - a. Descent: 100-120mm/s
 - b. Working pressing: 7-12mm/s
 - c. Return: 100-120mm/s
- 7.) Dimension of working table: 1500X2500 mm
- 8.) Main motor power: 30KW X 2 = 60KW
- 9.) Plunger type cylinder: ZSG500 X500 X 6
- 10.) Column: 265mm X 4pcs, 195mm X 4pcs

成品

Finished products



防盗门门板压机的易损件

Wearing part of press machine

主要包含：聚氨酯，稳压电磁阀，滤芯，模具，连接件。

Mainly includes: PU, solenoid valve, filter, mould and connection element.